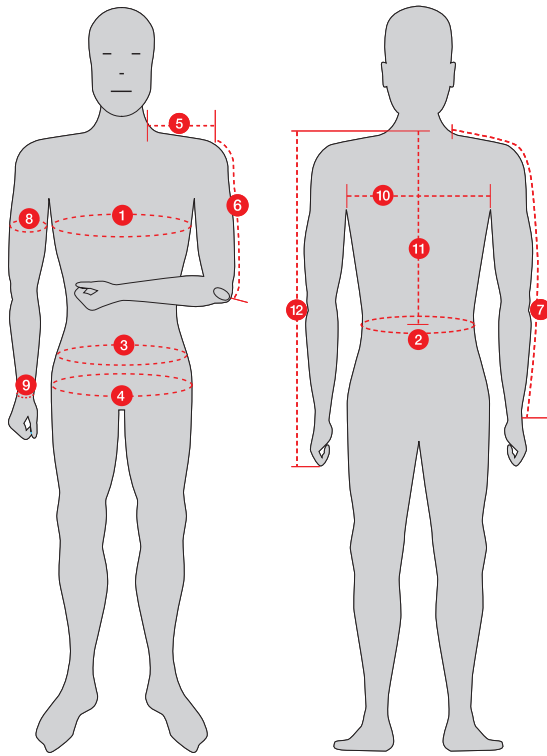


Measurement guide and order form for shooting jackets



All measurements should be taken when wearing the clothing normally worn under the jacket during competition.

- 1 Chest _____ cm
- 2 Waist _____ cm
- 3 Hips _____ cm
- 4 Buttock circumference _____ cm
- 5 Shoulder width (from neck to the shoulder bone) _____ cm
- 6 upper arm's length (shoulder to elbow ankle) _____ cm
- 7 whole arm length (from the neck over the shoulder till under the wrist below the ankle) _____ cm
- 8 upper arm circumference _____ cm
- 9 Wrist extent _____ cm
- 10 back width (from armpit to armpit) _____ cm

11 back length to the waist _____ cm

12 entire back length (from height of the neck to the lower edge of the clenched fist) _____ cm

body height _____ cm

clothing size _____

for women

for men

for right handed

for left handed

measured over shooting underwear

measured without shooting underwear

measured over shooting trousers

measured without shooting trousers

Jacket model _____

Item No. _____

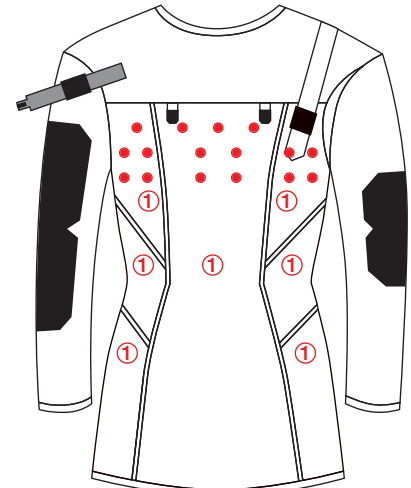


Colour guide for shooting jackets

Please enter the colour(s) of your choice in the appropriate fields.

ADVANTAGE + SEMI

ADVANTAGE EXTRA

ADVANTAGE + EXTRA + SEMI



What colour piping would you like on your jacket (see shade chart)? _____

In the case of the "Extra" models, the panels marked ① are in rubber.

● For improved ventilation, the "Extra" jacket is also available with perforations at the rear. YES, I want this



ORDER TO

Sauer Shooting-Sportswear
Adlerstrasse 18
DE-75196 Remchingen-Singen
www.sauer-shootingsportswear.de

Name

Telephone

Street address

E-Mail

Postal code / town or city / country

Date/Signature

By signing, you accept our privacy policy. These can be found at www.sauer-shootingsportswear.de.